


LYNX


HALF CUT N-TYPE TOPCON SERIES



TUNNEL OXIDE PASSIVATED CONTACT HIGHER CELL EFFICIENCY

- Cutting-edge Technology For Maximizing Energy Generation.
- Minimum LID Loss
- Superior Efficiency For Maximum Power Output.
- Better Low Light Performance
- Quick & Hassle-free Setup, Saving Your Time & Money.
- Designed To Withstand Harsh Weather Conditions.
- Longtime Performance Warranty



- 30 years warranty of linear power output
- 12 years manufacturers warranty
- Warranty Insurance by Ariel Re 



Lower Degradation



Lower Temperature Coefficient



Higher Bifaciality Rate



Low Light Performance



Less Sensitive To Humidity

+91 74000 83000

@ sales@novasysgreen.com

www.novasysgreen.com

N-TOPCON 156 CELL MODULES ELECTRICAL PARAMETER - STC

Model Name	NOVA650TC156	NOVA645TC156	NOVA640TC156	NOVA635TC156	NOVA630TC156	NOVA625TC156	NOVA620TC156	NOVA615TC156	NOVA610TC156	NOVA605TC156	NOVA600TC156
Max Power-Pmax (W)	650.00	645.00	640.00	635.00	630.00	625.00	620.00	615.00	610.00	605.00	600.00
Open Circuit Voltage-Voc (V)	55.69	55.43	55.25	55.03	54.80	54.57	54.34	54.15	53.92	53.68	53.45
Short Circuit Current-Isc (A)	13.40	13.35	13.30	13.25	13.20	13.15	13.10	13.05	13.00	12.95	12.90
Maximum Voltage-Vmax (V)	48.51	48.32	48.12	47.93	47.73	47.53	47.33	47.13	46.93	46.72	46.52
Maximum Current-Imax (A)	13.97	13.93	13.87	13.82	13.77	13.72	13.67	13.61	13.56	13.51	13.46
Fill Factor (%)	87.10	87.16	87.10	87.09	87.09	87.10	87.10	87.10	87.03	87.03	87.02
Module Efficiency (%)	23.05	22.87	22.69	22.52	22.34	22.16	21.98	21.81	21.63	21.45	21.27

Under Standard Test Conditions (STC) of irradiance 1000 W/m², spectrum AM 1.5 and Module temperature of 25°C

N-TOPCON 156 CELL MODULES ELECTRICAL PARAMETER - NOCT

Model Name	NOVA650TC156	NOVA645TC156	NOVA640TC156	NOVA635TC156	NOVA630TC156	NOVA625TC156	NOVA620TC156	NOVA615TC156	NOVA610TC156	NOVA605TC156	NOVA600TC156
Max. Power-Pmax (W)	481.00	477.30	473.60	469.90	466.20	462.50	458.80	455.10	451.40	447.70	444.00
Open Circuit Voltage-Voc (V)	52.21	51.97	51.80	51.59	51.38	51.16	50.94	50.77	50.55	50.33	50.11
Short Circuit Current-Isc (A)	10.84	10.80	10.76	10.72	10.68	10.64	10.60	10.56	10.52	10.48	10.44
Maximum Voltage-Vmax (V)	45.48	45.30	45.11	44.93	44.75	44.56	44.37	44.18	44.00	43.80	43.61
Maximum Current-Imax (A)	10.58	10.54	10.50	10.46	10.42	10.38	10.34	10.30	10.26	10.22	10.18

Under Nominal Operating Cell Temperature (NOCT) of 20°C, spectrum 1.5AM, irradiance 800 W/m²

Power Gain	NOVA650TC156	NOVA645TC156	NOVA640TC156	NOVA635TC156	NOVA630TC156	NOVA625TC156	NOVA620TC156	NOVA615TC156	NOVA610TC156	NOVA605TC156	NOVA600TC156
10%	715	710	704	699	693	688	682	677	671	666	660
Module Efficiency (%)	27.40%	27.19%	26.98%	26.77%	26.56%	26.35%	26.14%	25.93%	25.72%	25.50%	25.29%
15%	748	742	736	730	725	719	713	707	702	696	690
Module Efficiency (%)	28.65%	28.43%	28.21%	27.99%	27.77%	27.55%	27.32%	27.10%	26.88%	26.66%	26.44%
20%	780	774	768	762	756	750	744	738	732	726	720
Module Efficiency (%)	29.89%	29.66%	29.43%	29.20%	28.97%	28.74%	28.51%	28.28%	28.05%	27.82%	27.59%
25%	813	806	800	794	788	781	775	769	763	756	750
Module Efficiency (%)	31.14%	30.90%	30.66%	30.42%	30.18%	29.94%	29.70%	29.46%	29.22%	28.98%	28.74%
30%	845	839	832	826	819	813	806	800	793	787	780
Module Efficiency (%)	32.38%	32.13%	31.89%	31.64%	31.39%	31.14%	30.89%	30.64%	30.39%	30.14%	29.89%

Additional power gain from rear side compared to power of front side at STC depends on mounting structure (height, tilt angle etc.) and reflectivity of ground. BI-Faciality Factor : 80 ± 5 %

Temperature Ratings

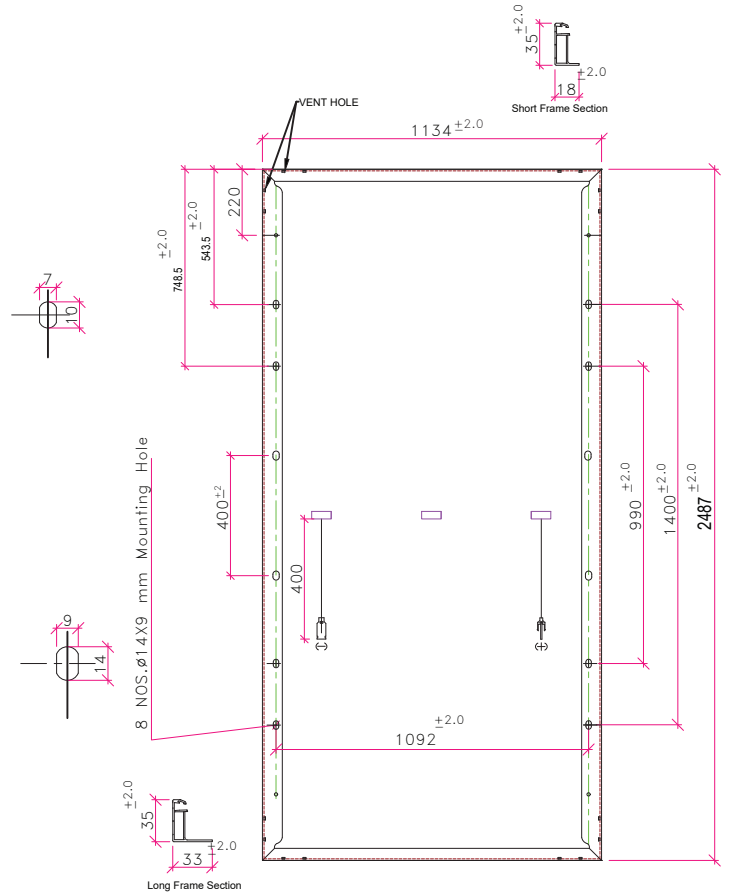
Nominal Operating Cell Temperature (NOCT)	45°C ± 2°C
Temperature coefficients of Pmax	-0.30%/°C
Temperature coefficients of Voc	-0.25%/°C
Temperature coefficients of Isc	+0.045%/°C

Mechanical Data

Dimensions (L x W x T) mm	2487 X 1134 X 35mm
Weight (Kgs)	32±0.5
Mounting Hole Distance (X-axis) mm	1092
Mounting Hole Distance (Y-axis) mm	Y1- 990 / Y2 -1400

General Data

Solar Cells	156 pcs TOPCon cell technology, 16 BB
Module Structure	<ul style="list-style-type: none"> Front Superstrate - ARC Tempered Glass 3.2 mm Back Substrate - Transparent Backsheet 1500V
Frame	Anodized Aluminum Alloy
Junction Box	Potted Split JB IP68
Cable & Connector	4 Sq mm, 400 mm length with MC4 Connect
Mechanical Strength	Suitable for 2400 Pa for wind load & 5400 Pa for snow load



Maximum Ratings

Operating Temperature	-40 ± 85°C
Maximum System Voltage	1500V
Maximum Series Fuse Rating	30 A
Application Classification	Class A
Electrical Positive Tolerance(%)	0 to 2% with Current Binning

Note: Refer to module installation instructions for maximum loading configurations.

All mechanical dimension tolerance ± 2mm.

*Listed specifications are subject to change without notice.

Novasys Greenergy Limited

Head Office & Works Address :

Khasra no. 185, Mahalgaon, Kamptee, Nagpur, Maharashtra, India - 441202

